



KNOTS

By Callum Hardisty

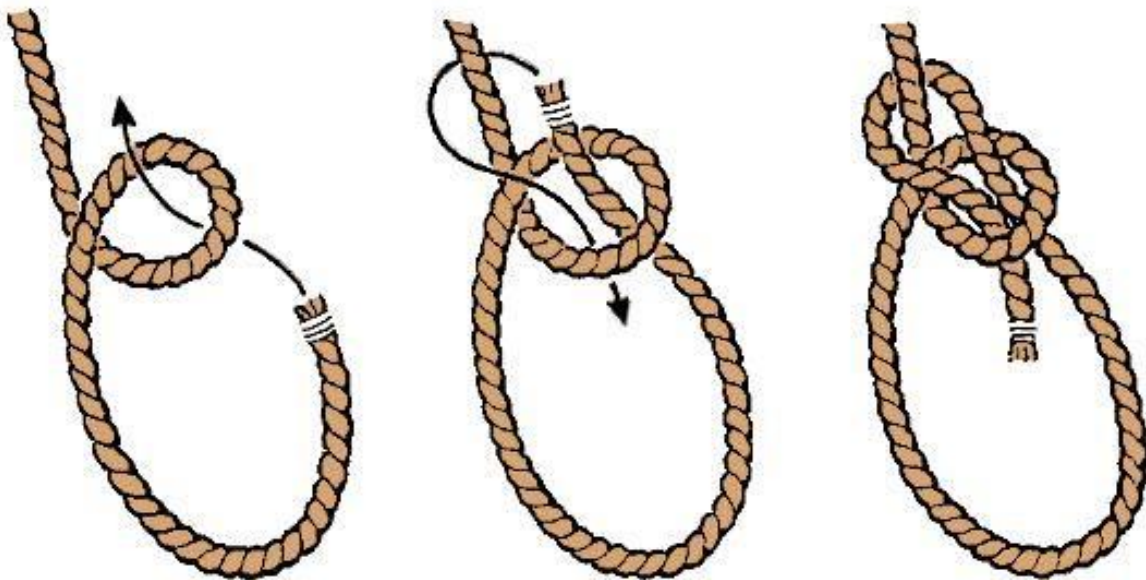
There are several knots that every rower should be able to tie. This is important for several things including safety and not having to untie someone else's weird rubbish. The knots shown are often used in combination with each other. Learn these five knots and you should be able to do anything you need to do. For further details see the web links at the end of the document.

The important knots to tie are as follows:


1. **Bowline** – ties a non-tightening loop (the most useful knot you will ever learn!!).

This is a very strong knot but also easy to untie even when it has been heavily tightened. This knot is extensively used in rowing, sailing and rock climbing. An example of when to use this knot is tying the anchor line to the boat. Two bowlines linked together can also join two pieces of rope as well.

bowline




2. **Clove hitch** – Ties rope to a bar. Very useful for mooring to a pontoon or dock. Also, replace the bar with a loop of rope and this can link two pieces of rope together.

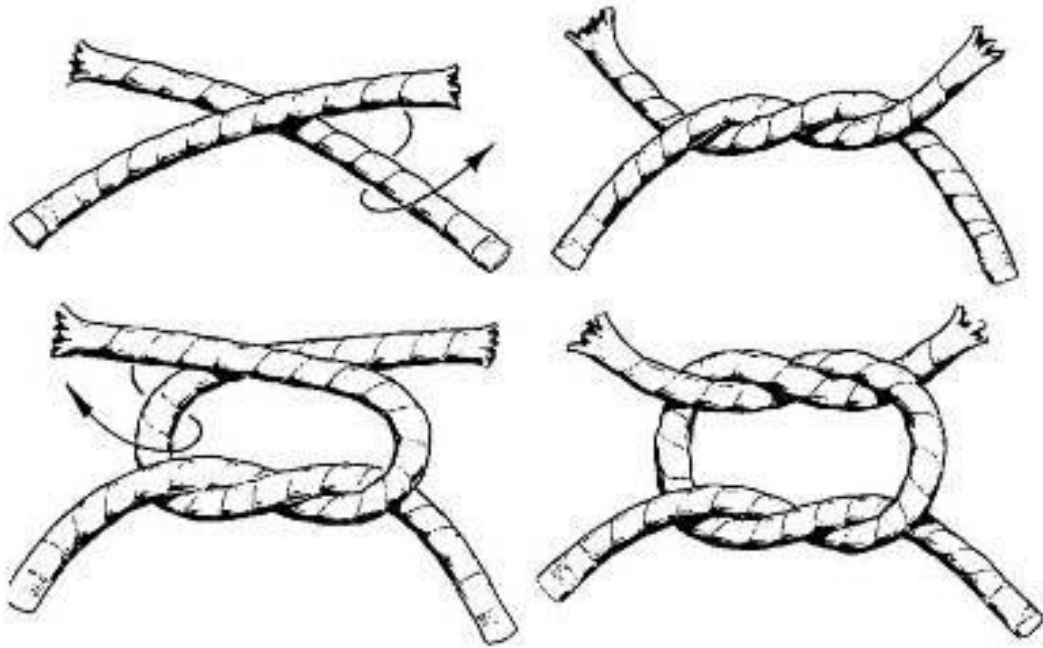


Clove Hitch


- 3. Round turn and two half hitches** – Ties a rope to a bar. Useful for fastening the cover on the boat to a trolley and for mooring to a pontoon or dock.



4. **Reef knot** – Ties two ends of rope together. This is a weak knot that should only be used where the knot failing is not a big problem or with figure of 8 stopper knots used on the ends to stop it from coming undone (see 5).



- 5. Figure of 8 knot** – this is a stopper knot that is used to prevent any one of the above knots from coming undone. Think of it like tying a double knot in your shoelaces to stop the main knot from falling out. It is also tied on the end of a rope to stop rope coming out of a hole.



Web links for further information

<http://www.animatedknots.com/roundturn/index.php?Categ=typehitches&LogoImage=LogoGrog.png&Website=www.animatedknots.com#ScrollPoint>

<http://www.animatedknots.com/bowline/index.php?Categ=typeendloops&LogoImage=LogoGrog.png&Website=www.animatedknots.com#ScrollPoint>

<http://www.animatedknots.com/reef/#ScrollPoint>

<http://www.animatedknots.com/cloveend/#ScrollPoint>

http://www.animatedknots.com/fig8_/index.php?Categ=typestoppers&LogoImage=LogoGrog.png&Website=www.animatedknots.com#ScrollPoint